

CROWN  VERITY

Outdoor Kitchen

Product Guide





Whether for craft or passion, cook with the best

For over 30 years, our commitment to providing reliable and high-performance products has made Crown Verity the trusted choice of professional chefs. Trust in our durability and innovation to deliver exceptional results every time.

Whether you're building an elevated outdoor kitchen or looking for a more traditional style of grill, our extensive collection of grills and outdoor kitchen components has you covered. With a wide range of options and accessories available, you can customize your culinary setup to fit your exact needs.

Contents

MOBILE COOKING

The Professional Series	05
Roll Dome Grill Packages	08
Windguard Packages	12
Griddles	14
Base Grills	16
Cooking Accessories	18
Fryers	19
Pizza Ovens	20
Sinks	21
Towable Grills	22
Portable Grills & Charcoal	23
The Club Series	25

OUTDOOR KITCHENS

Infinite Series Modular Grills	35
Infinite Series Modular Grills — In Colour	37
Infinite Series Modular Components	38
Infinite Series Built-In Grills	47
Infinite Series Built-In Components	50

ACCESSORIES

Grill Accessories	62
-------------------	----

Mobile Cooking

Our mobile products are designed to help you easily turn up the heat wherever cooking calls. This guide includes our latest 3rd Generation models of our Mobile Series Grills.



Tailored to your needs

Explore our range of mobile grills, ovens, fryers, griddles, sinks, and accessories designed to consistently bring your culinary creations to life.



Made to move anywhere

Equipped with large wheels, custom casters, you can count on your grill to move with you. Our mobile grills are designed to conquer challenging terrains such as old patios, rocky paths, and grassy areas with ease.



Reliability like no other

Our products are built to withstand the elements and deliver consistent performance, meal after meal. We value reliability and stand by our quality with a lifetime warranty.



Find your perfect package

Our custom package configurations make the selection process easy. Choose from Dome, Windguard, or Griddle packages and accessories.



Welcome to pro grilling

Expert chefs demand perfection; that’s why we created the Professional Series. These grills offer top quality performance for professionals and home chefs, alike.

Product may not be exactly as shown.



MOBILE COOKING

The Professional Series

Master chefs swear by Crown Verity’s world-class quality all day, every day—because they hold themselves to the same standard.



30" Mobile Grill Pro

Propane

CV-MCB-30PRO

Natural Gas

CV-MCB-30PRO-NG

COOKING SURFACE (L" x W")	29 x 21
MAIN GRILLING AREA (in²)	609
TOTAL GRILLING AREA (in²)	889
DIMENSIONS (W" x H" x D")	62.969 x 52.563 x 30.375
BURNERS	4
SIDE BURNER	Available (CV-SB-MCB(-PRO))(-NG))
BTUH (COMMERCIAL; RESIDENTIAL)	65,000; 60,800
ROTISSERIE KIT	Available (CV-RT-30BI)
BUN RACK	Included
ELECTRICAL REQUIREMENT	No



36" Mobile Grill Pro

Propane

CV-MCB-36PRO

Natural Gas

CV-MCB-36PRO-NG

COOKING SURFACE (L" x W")	34 x 21
MAIN GRILLING AREA (in²)	714
TOTAL GRILLING AREA (in²)	1,054
DIMENSIONS (W" x H" x D")	69 x 52.563 x 30.375
BURNERS	5
SIDE BURNER	Available (CV-SB-MCB(-PRO))(-NG))
BTUH (COMMERCIAL; RESIDENTIAL)	80,000; 74,800
ROTISSERIE KIT	Available (CV-RT-36BI)
BUN RACK	Included
ELECTRICAL REQUIREMENT	No



42" Mobile Grill Pro

Propane

CV-MCB-42PRO

Natural Gas

CV-MCB-42PRO-NG

COOKING SURFACE (L" x W")	40 x 21
MAIN GRILLING AREA (in²)	840
TOTAL GRILLING AREA (in²)	1,240
DIMENSIONS (W" x H" x D")	75 x 52.531 x 30.375
BURNERS	6
SIDE BURNER	Available (CV-SB-MCB(-PRO))(-NG))
BTUH (COMMERCIAL; RESIDENTIAL)	95,000; 88,800
ROTISSERIE KIT	Available (CV-RT-42BI)
BUN RACK	Included
ELECTRICAL REQUIREMENT	No

All grills are compatible with Side Burners and other Mobile Cooking Accessories (see page 18).

Grill measurements are rounded.

* Refer to Crown Verity warranty at: www.crownverity.com



48" Mobile Grill Pro (Single)

Propane

CV-MCB-48PRO

Natural Gas

CV-MCB-48PRO-NG

COOKING SURFACE (L" x W")	49 x 21
MAIN GRILLING AREA (in ²)	1,029
TOTAL GRILLING AREA (in ²)	1,509
DIMENSIONS (W" x H" x D")	83.375 x 52.531 x 30.375
BURNERS	7
SIDE BURNER	Available (CV-SB-MCB(-PRO)(-NG))
BTUH (COMMERCIAL; RESIDENTIAL)	110,000; 102,800
ROTISSERIE KIT	Available (CV-RT-48BI)
BUN RACK	Included
ELECTRICAL REQUIREMENT	No



48" Mobile Grill Pro (Double)

Propane

CV-MCB-48-2RDPRO

Natural Gas

CV-MCB-48-2RDPRO-NG

COOKING SURFACE (L" x W")	22 x 21 (2 pcs)
MAIN GRILLING AREA (in ²)	924
TOTAL GRILLING AREA (in ²)	1,364
DIMENSIONS (W" x H" x D")	83.375 x 52.5 x 30.375
BURNERS	6
SIDE BURNER	Available (CV-SB-MCB(-PRO)(-NG))
BTUH (COMMERCIAL; RESIDENTIAL)	95,000; 88,800
ROTISSERIE KIT	Available (CV-RT-48BI)
BUN RACK	Included
ELECTRICAL REQUIREMENT	No



"My favourite features are the consistent heat, durability, and its ability to heat up quickly."

Jonathan Moosmiller, Certified Master Chef



Roll Dome Grill Packages

Roll Dome grills are made for versatility and mobility, offering enhanced heat retention for roasting, smoking, and traditional grilling. With their compact and mobile design, they provide convenient cooking solutions wherever you are.



30" Mobile Grill: Roll Dome Pkg

Propane

CV-MCB-30RDP

Natural Gas

CV-MCB-30RDP-NG

COOKING SURFACE (L" x W")	29 x 21
MAIN GRILLING AREA (in²)	609
TOTAL GRILLING AREA (in²)	889
DIMENSIONS (W" x H" x D")	44.563 x 52.563 x 30.375
BURNERS	4
SIDE BURNER	Available (CV-SB-MCB(-NG))
BTUH (COMMERCIAL; RESIDENTIAL)	65,000; 60,800
ROTISSERIE KIT	Available (CV-RT-30BI)
BUN RACK	Included
ELECTRICAL REQUIREMENT	No



36" Mobile Grill: Roll Dome Pkg

Propane

CV-MCB-36RDP

Natural Gas

CV-MCB-36RDP-NG

COOKING SURFACE (L" x W")	34 x 21
MAIN GRILLING AREA (in²)	714
TOTAL GRILLING AREA (in²)	1,054
DIMENSIONS (W" x H" x D")	50.563 x 52.563 x 30.375
BURNERS	5
SIDE BURNER	Available (CV-SB-MCB(-NG))
BTUH (COMMERCIAL; RESIDENTIAL)	80,000; 74,800
ROTISSERIE KIT	Available (CV-RT-36BI)
BUN RACK	Included
ELECTRICAL REQUIREMENT	No



42" Mobile Grill: Roll Dome Pkg

Propane

CV-MCB-42RDP

Natural Gas

CV-MCB-42RDP-NG

COOKING SURFACE (L" x W")	40 x 21
MAIN GRILLING AREA (in²)	840
TOTAL GRILLING AREA (in²)	1,240
DIMENSIONS (W" x H" x D")	56.563 x 52.531 x 30.375
BURNERS	6
SIDE BURNER	Available (CV-SB-MCB(-NG))
BTUH (COMMERCIAL; RESIDENTIAL)	95,000; 88,800
ROTISSERIE KIT	Available (CV-RT-42BI)
BUN RACK	Included
ELECTRICAL REQUIREMENT	No



48" Mobile Grill: Roll Dome Pkg (Single)

Propane

CV-MCB-48RDP

Natural Gas

CV-MCB-48RDP-NG

COOKING SURFACE (L" x W")	49 x 21
MAIN GRILLING AREA (in²)	1,029
TOTAL GRILLING AREA (in²)	1,509
DIMENSIONS (W" x H" x D")	64.938 x 52.531 x 30.375
BURNERS	7
SIDE BURNER	Available (CV-SB-MCB(-NG))
BTUH (COMMERCIAL; RESIDENTIAL)	110,000; 102,800
ROTISSERIE KIT	Available (CV-RT-48BI)
BUN RACK	Included
ELECTRICAL REQUIREMENT	No



48" Mobile Grill: Roll Dome Pkg (Double)

Propane

CV-MCB-48-2RDP

Natural Gas

CV-MCB-48-2RDP-NG

COOKING SURFACE (L" x W")	22 x 21 (2 pcs)
MAIN GRILLING AREA (in²)	924
TOTAL GRILLING AREA (in²)	1,364
DIMENSIONS (W" x H" x D")	64.938 x 52.5 x 30.375
BURNERS	6
SIDE BURNER	Available (CV-SB-MCB(-NG))
BTUH (COMMERCIAL; RESIDENTIAL)	95,000; 88,800
ROTISSERIE KIT	Available (CV-RT-48BI)
BUN RACK	Included
ELECTRICAL REQUIREMENT	No



60" Mobile Grill: Roll Dome Pkg (Single)

Propane

CV-MCB-60-1RDP-LP

Natural Gas

CV-MCB-60-1RDP-NG

COOKING SURFACE (L" x W")	28 x 21 (2 pcs)
MAIN GRILLING AREA (in²)	1,176
TOTAL GRILLING AREA (in²)	1,776
DIMENSIONS (W" x H" x D")	76.938 x 52.531 x 30.375
BURNERS	8
SIDE BURNER	Available (CV-SB-MCB(-NG))
BTUH (COMMERCIAL; RESIDENTIAL)	130,000; 121,600
ROTISSERIE KIT	Available (CV-RT-60BI)
BUN RACK	Included
ELECTRICAL REQUIREMENT	No



60" Mobile Grill: Roll Dome Pkg (Double)

Propane

CV-MCB-60RDP-LP

Natural Gas

CV-MCB-60RDP-NG

COOKING SURFACE (L" x W")	28 x 21 (2 pcs)
MAIN GRILLING AREA (in²)	1,176
TOTAL GRILLING AREA (in²)	1,736
DIMENSIONS (W" x H" x D")	76.938 x 52.531 x 30.375
BURNERS	8
SIDE BURNER	Available (CV-SB-MCB(-NG))
BTUH (COMMERCIAL; RESIDENTIAL)	130,000; 121,600
ROTISSERIE KIT	Available (CV-RT-60BI)
BUN RACK	Included
ELECTRICAL REQUIREMENT	No



72"
Mobile Grill:
Roll Dome Pkg

Propane

CV-MCB-72RDP-LP

Natural Gas

CV-MCB-72RDP-NG

COOKING SURFACE (L" x W")	34 x 21 (2 pcs)
MAIN GRILLING AREA (in²)	1,428
TOTAL GRILLING AREA (in²)	2,108
DIMENSIONS (W" x H" x D")	88.938 x 52.563 x 30.375
BURNERS	10
SIDE BURNER	Available (CV-SB-MCB(-NG))
BTUH (COMMERCIAL; RESIDENTIAL)	160,000; 149,600
ROTISSERIE KIT	Available (CV-RT-72BI)
BUN RACK	Included
ELECTRICAL REQUIREMENT	No



72"
Mobile Grill:
Roll Dome &
Griddle Pkg

Propane

CV-MCB-72RGP-LP

Natural Gas

CV-MCB-72RGP-NG

COOKING SURFACE (L" x W")	34 x 21 + 34 x 20 (Griddle)
MAIN GRILLING AREA (in²)	1,428
TOTAL GRILLING AREA (in²)	1,734
DIMENSIONS (W" x H" x D")	88.938 x 52.563 x 30.375
BURNERS	10
SIDE BURNER	Available (CV-SB-MCB(-NG))
BTUH (COMMERCIAL; RESIDENTIAL)	160,000; 149,600
ROTISSERIE KIT	Available (CV-RT-36BI)
BUN RACK	Included
ELECTRICAL REQUIREMENT	No



48"
Mobile Grill:
Roll Dome &
Griddle Pkg

Propane

CV-MCB-48RGP

Natural Gas

CV-MCB-48RGP-NG

COOKING SURFACE (L" x W")	22 x 21 + 22 x 20 (Griddle)
MAIN GRILLING AREA (in²)	902
TOTAL GRILLING AREA (in²)	1,122
DIMENSIONS (W" x H" x D")	64.938 x 52.5 x 30.375
BURNERS	6
SIDE BURNER	Available (CV-SB-MCB(-NG))
BTUH (COMMERCIAL; RESIDENTIAL)	95,000; 88,800
ROTISSERIE KIT	Available (CV-RT-24BI)
BUN RACK	Included
ELECTRICAL REQUIREMENT	No



60"
Mobile Grill:
Roll Dome &
Windguard Pkg

Propane

CV-MCB-60RWP-LP

Natural Gas

CV-MCB-60RWP-NG

COOKING SURFACE (L" x W")	34 x 21 + 34 x 20 (Griddle)
MAIN GRILLING AREA (in²)	1,428
TOTAL GRILLING AREA (in²)	1,734
DIMENSIONS (W" x H" x D")	76.938 x 52.531 x 30.375
BURNERS	10
SIDE BURNER	Available (CV-SB-MCB(-NG))
BTUH (COMMERCIAL; RESIDENTIAL)	160,000; 149,600
ROTISSERIE KIT	Available (CV-RT-30BI)
BUN RACK	Included
ELECTRICAL REQUIREMENT	No



48"
Mobile Grill:
Roll Dome &
Windguard Pkg

Propane

CV-MCB-48RWP

Natural Gas

CV-MCB-48RWP-NG

COOKING SURFACE (L" x W")	22 x 21 (2 pcs)
MAIN GRILLING AREA (in²)	924
TOTAL GRILLING AREA (in²)	1,144
DIMENSIONS (W" x H" x D")	64.938 x 52.5 x 30.375
BURNERS	6
SIDE BURNER	Available (CV-SB-MCB(-NG))
BTUH (COMMERCIAL; RESIDENTIAL)	95,000; 88,800
ROTISSERIE KIT	Available (CV-RT-24BI)
BUN RACK	Included
ELECTRICAL REQUIREMENT	No



72"
Mobile Grill:
Roll Dome &
Windguard Pkg

Propane

CV-MCB-72RWP-LP

Natural Gas

CV-MCB-72RWP-NG

COOKING SURFACE (L" x W")	34 x 21 (2 pcs)
MAIN GRILLING AREA (in²)	1,428
TOTAL GRILLING AREA (in²)	1,768
DIMENSIONS (W" x H" x D")	88.938 x 52.563 x 30.375
BURNERS	10
SIDE BURNER	Available (CV-SB-MCB(-NG))
BTUH (COMMERCIAL; RESIDENTIAL)	160,000; 149,600
ROTISSERIE KIT	Available (CV-RT-36BI)
BUN RACK	Included
ELECTRICAL REQUIREMENT	No



60"
Mobile Grill:
Roll Dome &
Griddle Pkg

Propane

CV-MCB-60RGP-LP

Natural Gas

CV-MCB-60RGP-NG

COOKING SURFACE (L" x W")	28 x 21 + 28 x 20 (Griddle)
MAIN GRILLING AREA (in²)	1,148
TOTAL GRILLING AREA (in²)	1,428
DIMENSIONS (W" x H" x D")	76.938 x 52.531 x 30.375
BURNERS	8
SIDE BURNER	Available (CV-SB-MCB(-NG))
BTUH (COMMERCIAL; RESIDENTIAL)	130,000; 121,600
ROTISSERIE KIT	Available (CV-RT-30BI)
BUN RACK	Included
ELECTRICAL REQUIREMENT	No

Windguard Packages

Crown Verity Windguard Package Grills are designed to maintain optimal heat distribution, ensuring perfectly crispy textures and caramelization on meats and vegetables.



30" Mobile Grill: Windguard Pkg

Propane

CV-MCB-30WGP

Natural Gas

CV-MCB-30WGP-NG

COOKING SURFACE (L" x W")	29 x 21
MAIN GRILLING AREA (in²)	609
TOTAL GRILLING AREA (in²)	609
DIMENSIONS (W" x H" x D")	44.563 x 45.531 x 30.375
BURNERS	4
SIDE BURNER	Available (CV-SB-MCB(-NG))
BTUH (COMMERCIAL; RESIDENTIAL)	65,000; 60,800
ROTISSERIE KIT	Not available
BUN RACK	No, requires roll dome
ELECTRICAL REQUIREMENT	No



36" Mobile Grill: Windguard Pkg

Propane

CV-MCB-36WGP

Natural Gas

CV-MCB-36WGP-NG

COOKING SURFACE (L" x W")	34 x 21
MAIN GRILLING AREA (in²)	714
TOTAL GRILLING AREA (in²)	714
DIMENSIONS (W" x H" x D")	50.563 x 45.531 x 30.375
BURNERS	5
SIDE BURNER	Available (CV-SB-MCB(-NG))
BTUH (COMMERCIAL; RESIDENTIAL)	80,000; 74,800
ROTISSERIE KIT	Not available
BUN RACK	No, requires roll dome
ELECTRICAL REQUIREMENT	No



42" Mobile Grill: Windguard Pkg

Propane

CV-MCB-42WGP

Natural Gas

CV-MCB-42WGP-NG

COOKING SURFACE (L" x W")	40 x 21
MAIN GRILLING AREA (in²)	840
TOTAL GRILLING AREA (in²)	840
DIMENSIONS (W" x H" x D")	56.563 x 45.5 x 30.375
BURNERS	6
SIDE BURNER	Available (CV-SB-MCB(-NG))
BTUH (COMMERCIAL; RESIDENTIAL)	95,000; 88,800
ROTISSERIE KIT	Not available
BUN RACK	No, requires roll dome
ELECTRICAL REQUIREMENT	No



48" Mobile Grill: Windguard Pkg (Double)

Propane

CV-MCB-48-2WGP

Natural Gas

CV-MCB-48-2WGP

COOKING SURFACE (L" x W")	22 x 21 (2 pcs)
MAIN GRILLING AREA (in²)	924
TOTAL GRILLING AREA (in²)	1,029
DIMENSIONS (W" x H" x D")	64.938 x 45.5 x 30.375
BURNERS	6
SIDE BURNER	Available (CV-SB-MCB(-NG))
BTUH (COMMERCIAL; RESIDENTIAL)	95,000; 88,800
ROTISSERIE KIT	Not available
BUN RACK	No, requires roll dome
ELECTRICAL REQUIREMENT	No



48" Mobile Grill: Windguard Pkg (Single)

Propane

CV-MCB-48WGP-LP

Natural Gas

CV-MCB-48WGP-NG

COOKING SURFACE (L" x W")	49 x 21
MAIN GRILLING AREA (in²)	1,029
TOTAL GRILLING AREA (in²)	1,029
DIMENSIONS (W" x H" x D")	64.938 x 45.5 x 30.375
BURNERS	7
SIDE BURNER	Available (CV-SB-MCB(-NG))
BTUH (COMMERCIAL; RESIDENTIAL)	110,000; 102,800
ROTISSERIE KIT	Not available
BUN RACK	No, requires roll dome
ELECTRICAL REQUIREMENT	No



60" Mobile Grill: Windguard Pkg

Propane

CV-MCB-60WGP-LP

Natural Gas

CV-MCB-60WGP-NG

COOKING SURFACE (L" x W")	28 x 21 (2 pcs)
MAIN GRILLING AREA (in²)	1,176
TOTAL GRILLING AREA (in²)	1,176
DIMENSIONS (W" x H" x D")	76.938 x 45.5 x 30.375
BURNERS	8
SIDE BURNER	Available (CV-SB-MCB(-NG))
BTUH (COMMERCIAL; RESIDENTIAL)	130,000; 121,600
ROTISSERIE KIT	Not available
BUN RACK	No, requires roll dome
ELECTRICAL REQUIREMENT	No



72" Mobile Grill: Windguard Pkg

Propane

CV-MCB-72WGP-LP

Natural Gas

CV-MCB-72WGP-NG

COOKING SURFACE (L" x W")	34 x 21 (2 pcs)
MAIN GRILLING AREA (in²)	1,428
TOTAL GRILLING AREA (in²)	1,428
DIMENSIONS (W" x H" x D")	88.938 x 45.594 x 30.375
BURNERS	10
SIDE BURNER	Available (CV-SB-MCB(-NG))
BTUH (COMMERCIAL; RESIDENTIAL)	160,000; 149,600
ROTISSERIE KIT	Not available
BUN RACK	No, requires roll dome
ELECTRICAL REQUIREMENT	No

Griddles

Designed for efficiency and precision with an even surface that enhances consistent heat distribution. Griddles are constructed with 5/16” cold rolled steel with stainless steel splash guards and a removable grease tray.



30" Griddle

Propane

CV-MG-30

Natural Gas

CV-MG-30NG

COOKING SURFACE (L" x W")	28 x 20
MAIN GRILLING AREA (in²)	560
TOTAL GRILLING AREA (in²)	560
DIMENSIONS (W" x H" x D")	44.563 x 42.531 x 30.375
BURNERS	4
SIDE BURNER	Available (CV-SB-MCB(-NG))
BTUH (COMMERCIAL; RESIDENTIAL)	65,000; 60,800
ROTISSERIE KIT	Not available
ELECTRICAL REQUIREMENT	No



36" Griddle

Propane

CV-MG-36

Natural Gas

CV-MG-36NG

COOKING SURFACE (L" x W")	34 x 20
MAIN GRILLING AREA (in²)	680
TOTAL GRILLING AREA (in²)	680
DIMENSIONS (W" x H" x D")	50.563 x 42.531 x 30.375
BURNERS	5
SIDE BURNER	Available (CV-SB-MCB(-NG))
BTUH (COMMERCIAL; RESIDENTIAL)	80,000; 74,800
ROTISSERIE KIT	Not available
ELECTRICAL REQUIREMENT	No



42" Griddle

Propane

CV-MG-42

Natural Gas

CV-MG-42NG

COOKING SURFACE (L" x W")	40 x 20
MAIN GRILLING AREA (in²)	800
TOTAL GRILLING AREA (in²)	800
DIMENSIONS (W" x H" x D")	56.563 x 42.5 x 30.375
BURNERS	6
SIDE BURNER	Available (CV-SB-MCB(-NG))
BTUH (COMMERCIAL; RESIDENTIAL)	95,000; 88,800
ROTISSERIE KIT	Not available
ELECTRICAL REQUIREMENT	No



48" Griddle (Single)

Propane

CV-MG-48

Natural Gas

CV-MG-48NG

COOKING SURFACE (L" x W")	48 x 20
MAIN GRILLING AREA (in²)	980
TOTAL GRILLING AREA (in²)	980
DIMENSIONS (W" x H" x D")	64.938 x 42.5 x 3.375
BURNERS	7
SIDE BURNER	Available (CV-SB-MCB(-NG))
BTUH (COMMERCIAL; RESIDENTIAL)	110,000; 102,800
ROTISSERIE KIT	Not available
ELECTRICAL REQUIREMENT	No



60" Griddle

Propane

CV-MG-60

Natural Gas

CV-MG-60NG

COOKING SURFACE (L" x W")	28 x 20 (2 pcs)
MAIN GRILLING AREA (in²)	1,120
TOTAL GRILLING AREA (in²)	1,120
DIMENSIONS (W" x H" x D")	76.938 x 42.5 x 30.375
BURNERS	8
SIDE BURNER	Available (CV-SB-MCB(-NG))
BTUH (COMMERCIAL; RESIDENTIAL)	130,000; 121,600
ROTISSERIE KIT	Not available
ELECTRICAL REQUIREMENT	No



72" Griddle

Propane

CV-MG-72

Natural Gas

CV-MG-72NG

COOKING SURFACE (L" x W")	34 x 20 (2 pcs)
MAIN GRILLING AREA (in²)	1,360
TOTAL GRILLING AREA (in²)	1,360
DIMENSIONS (W" x H" x D")	88.938 x 42.531 x 30.375
BURNERS	10
SIDE BURNER	Available (CV-SB-MCB(-NG))
BTUH (COMMERCIAL; RESIDENTIAL)	160,000; 149,600
ROTISSERIE KIT	Not available
ELECTRICAL REQUIREMENT	No



A stainless steel outdoor grill with four burners, control knobs, and wheels. The grill is mounted on a sturdy metal frame with four large black wheels. The control panel features four knobs and a red indicator light. The grill is shown from a front-three-quarter view.

Propane

Natural Gas

COOKING SURFACE (L" x W")	29 x 21
MAIN GRILLING AREA (in²)	609
TOTAL GRILLING AREA (in²)	609
DIMENSIONS (W" x H" x D")	44.563 x 35.844 x 30.375
BURNERS	4
SIDE BURNER	Available (CV-SB-MCB(-NG))
BTUH (COMMERCIAL; RESIDENTIAL)	65,000; 60,800
ROTISSERIE KIT	Not available
ELECTRICAL REQUIREMENT	No



Propane

Natural Gas

COOKING SURFACE (L" x W")	34 x 21
MAIN GRILLING AREA (in ²)	714
TOTAL GRILLING AREA (in ²)	714
DIMENSIONS (W" x H" x D")	50.563 x 35.844 x 30.375
BURNERS	5
SIDE BURNER	Available (CV-SB-MCB(-NG))
BTUH (COMMERCIAL; RESIDENTIAL)	80,000; 74,800
ROTISSERIE KIT	Not available
ELECTRICAL REQUIREMENT	No



Propane

Natural Gas

COOKING SURFACE (L" x W")	40 x 21
MAIN GRILLING AREA (in²)	840
TOTAL GRILLING AREA (in²)	840
DIMENSIONS (W" x H" x D")	56.563 x 35.813 x 30.375
BURNERS	6
SIDE BURNER	Available (CV-SB-MCB(-NG))
BTUH (COMMERCIAL; RESIDENTIAL)	95,000; 88,800
ROTISSERIE KIT	Not available
ELECTRICAL REQUIREMENT	No



Propane

Natural Gas


COOKING SURFACE (L" x W")	49 x 21
MAIN GRILLING AREA (in²)	1,029
TOTAL GRILLING AREA (in²)	1,029
DIMENSIONS (W" x H" x D")	64.938 x 35.813 x 30.375
BURNERS	7
SIDE BURNER	Available (CV-SB-MCB(-NG))
BTUH (COMMERCIAL; RESIDENTIAL)	110,000; 102,800
ROTISSERIE KIT	Not available
ELECTRICAL REQUIREMENT	No



Propane

Natural Gas


COOKING SURFACE (L" x W")	28 x 21 (2 pcs)
MAIN GRILLING AREA (in²)	1,176
TOTAL GRILLING AREA (in²)	1,176
DIMENSIONS (W" x H" x D")	76.938 x 35.813 x 30.375
BURNERS	8
SIDE BURNER	Available (CV-SB-MCB(-NG))
BTUH (COMMERCIAL; RESIDENTIAL)	130,000; 121,600
ROTISSERIE KIT	Not available
ELECTRICAL REQUIREMENT	No



Propane

Natural Gas

COOKING SURFACE (L" x W")	34 x 21 (2 pcs)
MAIN GRILLING AREA (in²)	1,428
TOTAL GRILLING AREA (in²)	1,428
DIMENSIONS (W" x H" x D")	88.938 x 35.75 x 30.375
BURNERS	10
SIDE BURNER	Available (CV-SB-MCB(-NG))
BTUH (COMMERCIAL; RESIDENTIAL)	160,000; 149,600
ROTISSERIE KIT	Not available
ELECTRICAL REQUIREMENT	No



Side Burner

Propane
CV-SB-MCB

Natural Gas
CV-SB-MCB-NG

DIMENSIONS	14" W × 10" D × 26.25" H
BURNERS	1
BTUH	15,000
ELECTRICAL REQUIREMENT	No



Flattop Griddles

24" Flattop Griddle CV-PGRID-24	30" Flattop Griddle CV-PGRID-30	36" Flattop Griddle CV-PGRID-36
42" Flattop Griddle CV-PGRID-42	48" Flattop Griddle CV-PGRID-48	



Stainless Steel Windguard

24" Windguard CV-WG-24/48	30" Windguard CV-WG-30/60	36" Windguard CV-WG-36/72
42" Windguard CV-WG-42	48" Windguard CV-WG-48	




Removable Front Shelf

For all 30" Grill Models, except the RCB and PCB series

30" CV-RFS-30	36" CV-RFS-36	42" CV-RFS-42	48" CV-RFS-48	60" CV-RFS-60	72" CV-RFS-72
-------------------------	-------------------------	-------------------------	-------------------------	-------------------------	-------------------------



Removable End Shelf
CV-RES



Single Tank Fryer

Propane
CV-PF-1

Natural Gas
CV-PF-1NG

* Uses 1 x CYL-30 propane tank

DIMENSIONS	38" W × 48.75" H × 30.5" D
ACTUAL WEIGHT	190 lb
SHIPPING WEIGHT	240 lb
THERMOSTAT	200F–400F
BTUH	90,000
CAPACITY	40 lb



Double Tank Fryer

Propane
CV-PF-2

Natural Gas
CV-PF-2NG

* Uses 2 x CYL-30 propane tank

DIMENSIONS	53" W × 48.75" H × 30.5" D
ACTUAL WEIGHT	301 lb
SHIPPING WEIGHT	375 lb
THERMOSTAT	200F–400F
BTUH	90,000
CAPACITY	40 lb



Dump Station for Fryer
CV-DS-1

* DS-1 dump station comes with 6" full pan and 4" perforated pan

Pizza Ovens

Our mobile pizza ovens are designed to bring the irresistible flavour of fire-cooked pizzas to any occasion.



24" Pizza Oven

Propane

CV-PZ24-MB

Natural Gas

CV-PZ24-MB-NG

COOKING DECK	23.5" × 16"
DIMENSIONS	46" W × 53" H × 28" D
BURNERS	2
BTUH	30,000
ELECTRICAL REQUIREMENT	No



36" Pizza Oven

Propane

CV-PZ36-MB

Natural Gas

CV-PZ36-MB-NG

COOKING DECK	35.5" × 16"
DIMENSIONS	58" W × 53" H × 28" D
BURNERS	3
BTUH	42,500
ELECTRICAL REQUIREMENT	No



48" Pizza Oven

Propane

CV-PZ48-MB

Natural Gas

CV-PZ48-MB-NG

COOKING DECK	47.5" × 21"
DIMENSIONS	70" W × 53" H × 28" D
BURNERS	4
BTUH	55,000
ELECTRICAL REQUIREMENT	No

* All models available in Table Top (CV-##-TT, ## = 24, 36 OR 48)



Sinks

Simplify on-site sanitation with a mobile handwashing sink.
Perfect for catering off-site, party rentals, and special events.



Handwashing Sink

CV-PHS-1 / CV-PHS-1C

SINK BOWL SIZE	14" W × 6" H × 12" D
BOWLS	1
FRESH WATER CAPACITY	1 × 5 Gallon
WASTE WATER CAPACITY	2 × 7.5 Gallon
CABINET SIZE	24" W × 47.5" H × 25.25" D
WATER HEATER	CV-PHS-1: Included / CV-PHS-1C: Not Included
ELECTRICAL REQUIREMENT	CV-PHS-1: Yes / CV-PHS-1C: No



Stainless Spacesaver Sink

CV-PHS-4 / CV-PHS-4C

SINK BOWL SIZE	14" W × 6" H × 12" D
BOWLS	2
FRESH WATER CAPACITY	2 × 5 Gallon
WASTE WATER CAPACITY	2 × 7.5 Gallon
CABINET SIZE	34.375" W × 47.5" H × 25.25" D
WATER HEATER	CV-PHS-4: Included / CV-PHS-4C: Not Included
ELECTRICAL REQUIREMENT	CV-PHS-4: Yes / CV-PHS-4C: No



Double Stainless Handwashing Sink

CV-PHS-2 / CV-PHS-2C

SINK BOWL SIZE	12" W × 5" H × 6" D
BOWLS	2
FRESH WATER CAPACITY	2 × 5 Gallon
WASTE WATER CAPACITY	2 × 7.5 Gallon
CABINET SIZE	34.375" W × 47.5" H × 25.25" D
WATER HEATER	CV-PHS-2: Included / CV-PHS-2C: Not Included
ELECTRICAL REQUIREMENT	CV-PHS-2: Yes / CV-PHS-2C: No



Triple Stainless Handwashing Sink

CV-PHS-3 / CV-PHS-3C

SINK BOWL SIZE	12" W × 5" H × 6" D
BOWLS	3
FRESH WATER CAPACITY	2 × 5 Gallon
WASTE WATER CAPACITY	2 × 7.5 Gallon
CABINET SIZE	34.375" W × 47.5" H × 25.25" D
WATER HEATER	CV-PHS-3: Included / CV-PHS-3C: Not Included
ELECTRICAL REQUIREMENT	CV-PHS-3: Yes / CV-PHS-3C: No

* All models include a lockable door, a city water hookup option, MSF, CSA, and UL compliance approval, and a 120V water pump.

Towable Grills

Take your grilling game on the road and ignite the fun! Featuring six independently operated burners, versatile components, and the option for a rotisserie hog roast, you'll be ready to cook for any outdoor event with ease.



Towable Grill -
2 Lockable
Compartments

CV-TG-1

COOKING SURFACE	46" × 21"
DIMENSIONS	69" W × 52" H × 125" D
BURNERS	6
SIDE BURNER	No
BTUH	99,000
ROTISSERIE KIT	Available (CV-RT-48BI)
ELECTRICAL REQUIREMENT	No



Towable Grill -
3 Lockable
Compartments
plus Sink

CV-TG-4

COOKING SURFACE	28" × 21"
DIMENSIONS	69" W × 52" H × 155" D
BURNERS	6
SIDE BURNER	No
BTUH	99,000
ROTISSERIE KIT	Available (CV-RT-48BI)
ELECTRICAL REQUIREMENT	No



Towable Grill -
48" Grill with
Open Bed

CV-TG-2

COOKING SURFACE	28" × 21"
DIMENSIONS	69" W × 52" H × 125" D
BURNERS	6
SIDE BURNER	No
BTUH	99,000
ROTISSERIE KIT	Available (CV-RT-48BI)
ELECTRICAL REQUIREMENT	No



Portable Grills & Charcoal

Our portable grills and folding leg tables are perfect for setting up off-site, and for those looking for the authentic charcoal experience, our heavy duty charcoal grill offers a massive 5 feet of grilling area.



36"
Portable Grill

CV-PCB-36

COOKING SURFACE	34 x 21
DIMENSIONS	48 x 15.469 x 27.75
BURNERS	5
SIDE BURNER	Not available
BTUH	80,000
ROTISSERIE KIT	No, requires Roll Dome
ELECTRICAL REQUIREMENT	No



60"
Portable Grill

CV-PCB-60

COOKING SURFACE	28 x 21 (2 pcs)
DIMENSIONS	74.344 x 15.438 x 27.75
BURNERS	8
SIDE BURNER	Not available
BTUH	130,000
ROTISSERIE KIT	No, requires Roll Dome
ELECTRICAL REQUIREMENT	No



Charcoal BBQ

CV-BM-60

COOKING SURFACE	60" × 24"
DIMENSIONS	72" W × 31" H × 24" D

* Stands sold separately.



“Crown Verity stands apart from other grills because of their versatility. When we do member events, we can start on one hole, then turn around and move to a different hole and do a totally different dish. It’s so simple to move, you can do it yourself, you don’t need a team of people to help you.”



MOBILE COOKING

The Club Series

One innovative grill, endless menu opportunities. Our mobile grills are easy to move wherever cooking calls, and on any terrain. On the patio or the back nine, The Club Series is the grill for the job.



42" Club Series Grill: Roll Dome Pkg

CV-CCB-42RDP

COOKING SURFACE (L" x W")	40 x 21
MAIN GRILLING AREA (in²)	840
TOTAL GRILLING AREA (in²)	1,240
DIMENSIONS (W" x H" x D")	56.563 x 52.531 x 30.375
BURNERS	6
SIDE BURNER	Available (CV-SB-MCB(-NG))
BTUH (COMMERCIAL; RESIDENTIAL)	95,000; 88,800
ROTISSERIE KIT	Available (CV-RT-42BI)
ELECTRICAL REQUIREMENT	No
HORIZONTAL PROPANE TANKS	2 x 30lbs included



42" Club Series Grill: Windguard Pkg

CV-CCB-42WGP

COOKING SURFACE (L" x W")	40 x 21
MAIN GRILLING AREA (in²)	840
TOTAL GRILLING AREA (in²)	840
DIMENSIONS (W" x H" x D")	56.563 x 45.5 x 30.375
BURNERS	6
SIDE BURNER	Available (CV-SB-MCB(-NG))
BTUH (COMMERCIAL; RESIDENTIAL)	95,000; 88,800
ROTISSERIE KIT	Not available
ELECTRICAL REQUIREMENT	No
HORIZONTAL PROPANE TANKS	2 x 30lbs included



42" Club Series Grill

CV-CCB-42

COOKING SURFACE (L" x W")	40 x 21
MAIN GRILLING AREA (in²)	840
TOTAL GRILLING AREA (in²)	840
DIMENSIONS (W" x H" x D")	56.563 x 35.813 x 30.375
BURNERS	6
SIDE BURNER	Available (CV-SB-MCB(-NG))
BTUH (COMMERCIAL; RESIDENTIAL)	95,000; 88,800
ROTISSERIE KIT	Not available
ELECTRICAL REQUIREMENT	No
HORIZONTAL PROPANE TANKS	2 x 30lbs included

* The grills are equipped with two 30lb horizontal tanks.



48" Club Series Grill: Roll Dome Pkg (Single)

CV-CCB-48RDP

COOKING SURFACE (L" x W")	49 x 21
MAIN GRILLING AREA (in²)	1,029
TOTAL GRILLING AREA (in²)	1,509
DIMENSIONS (W" x H" x D")	64.938 x 52.531 x 30.375
BURNERS	7
SIDE BURNER	Available (CV-SB-MCB(-NG))
BTUH (COMMERCIAL; RESIDENTIAL)	110,000; 102,800
ROTISSERIE KIT	Available (CV-RT-48BI)
BUN RACK	Included
ELECTRICAL REQUIREMENT	No
HORIZONTAL PROPANE TANKS	2 x 30lbs included



48" Club Series Grill: Roll Dome & Windguard Pkg (Double)

CV-CCB-48RWP

COOKING SURFACE (L" x W")	22 x 21 (2 pcs)
MAIN GRILLING AREA (in²)	924
TOTAL GRILLING AREA (in²)	1,144
DIMENSIONS (W" x H" x D")	64.938 x 52.5 x 30.375
BURNERS	6
SIDE BURNER	Available (CV-SB-MCB(-NG))
BTUH (COMMERCIAL; RESIDENTIAL)	95,000; 88,800
ROTISSERIE KIT	Available (CV-RT-24BI)
BUN RACK	Included
ELECTRICAL REQUIREMENT	No
HORIZONTAL PROPANE TANKS	2 x 30lbs included



48" Club Series Grill: Roll Dome Pkg (Double)

CV-CCB-48-2RDP

COOKING SURFACE (L" x W")	22 x 21 (2 pcs)
MAIN GRILLING AREA (in²)	924
TOTAL GRILLING AREA (in²)	1,364
DIMENSIONS (W" x H" x D")	64.938 x 52.5 x 30.375
BURNERS	6
SIDE BURNER	Available (CV-SB-MCB(-NG))
BTUH (COMMERCIAL; RESIDENTIAL)	95,000; 88,800
ROTISSERIE KIT	Available (CV-RT-48BI)
BUN RACK	Included
ELECTRICAL REQUIREMENT	No
HORIZONTAL PROPANE TANKS	2 x 30lbs included



48" Club Series Grill: Roll Dome & Pro Griddle Pkg (Double)

CV-CCB-48RGP

COOKING SURFACE (L" x W")	22 x 21 + 22 x 20 (Griddle)
MAIN GRILLING AREA (in²)	902
TOTAL GRILLING AREA (in²)	1,122
DIMENSIONS (W" x H" x D")	64.938 x 52.5 x 30.375
BURNERS	6
SIDE BURNER	Available (CV-SB-MCB(-NG))
BTUH (COMMERCIAL; RESIDENTIAL)	95,000; 88,800
ROTISSERIE KIT	Available (CV-RT-24BI)
BUN RACK	Included
ELECTRICAL REQUIREMENT	No
HORIZONTAL PROPANE TANKS	2 x 30lbs included



48" Club Series Grill: Windguard Pkg (Single)

CV-CCB-48WGP

COOKING SURFACE (L" x W")	49 x 21
MAIN GRILLING AREA (in²)	1,029
TOTAL GRILLING AREA (in²)	1,029
DIMENSIONS (W" x H" x D")	64.938 x 45.5 x 30.375
BURNERS	7
SIDE BURNER	Available (CV-SB-MCB(-NG))
BTUH (COMMERCIAL; RESIDENTIAL)	110,000; 102,800
ROTISSERIE KIT	Not available
BUN RACK	No, requires roll dome
ELECTRICAL REQUIREMENT	No
HORIZONTAL PROPANE TANKS	2 x 30lbs included



48" Club Series Grill

CV-CCB-48


COOKING SURFACE (L" x W")	49 x 21
MAIN GRILLING AREA (in²)	1,029
TOTAL GRILLING AREA (in²)	1,029
DIMENSIONS (W" x H" x D")	64.938 x 35.813 x 30.375
BURNERS	7
SIDE BURNER	Available (CV-SB-MCB(-NG))
BTUH (COMMERCIAL; RESIDENTIAL)	110,000; 102,800
ROTISSERIE KIT	Not available
BUN RACK	No, requires roll dome
ELECTRICAL REQUIREMENT	No
HORIZONTAL PROPANE TANKS	2 x 30lbs included



48" Club Series Grill: Windguard Pkg (Double)

CV-CCB-48-2WGP

COOKING SURFACE (L" x W")	22 x 21 (2 pcs)
MAIN GRILLING AREA (in²)	924
TOTAL GRILLING AREA (in²)	1,029
DIMENSIONS (W" x H" x D")	64.938 x 45.5 x 30.375
BURNERS	6
SIDE BURNER	Available (CV-SB-MCB(-NG))
BTUH (COMMERCIAL; RESIDENTIAL)	95,000; 88,800
ROTISSERIE KIT	Not available
BUN RACK	No, requires roll dome
ELECTRICAL REQUIREMENT	No
HORIZONTAL PROPANE TANKS	2 x 30lbs included



60" Club Series Grill

CV-CCB-60


COOKING SURFACE (L" x W")	28 x 21 (2 pcs)
MAIN GRILLING AREA (in²)	1,176
TOTAL GRILLING AREA (in²)	1,176
DIMENSIONS (W" x H" x D")	76.938 x 35.813 x 30.375
BURNERS	8
SIDE BURNER	Available (CV-SB-MCB(-NG))
BTUH (COMMERCIAL; RESIDENTIAL)	130,000; 121,600
ROTISSERIE KIT	Not available
ELECTRICAL REQUIREMENT	No
HORIZONTAL PROPANE TANKS	2 x 30lbs included



60" Club Series Grill: Roll Dome Pkg

CV-CCB-60RDP

COOKING SURFACE (L" x W")	28 x 21 (2 pcs)
MAIN GRILLING AREA (in²)	1,176
TOTAL GRILLING AREA (in²)	1,736
DIMENSIONS (W" x H" x D")	76.938 x 52.531 x 30.375
BURNERS	8
SIDE BURNER	Available (CV-SB-MCB(-NG))
BTUH (COMMERCIAL; RESIDENTIAL)	130,000; 121,600
ROTISSERIE KIT	Available (CV-RT-60BI)
BUN RACK	Included
ELECTRICAL REQUIREMENT	No
HORIZONTAL PROPANE TANKS	2 x 30lbs included



72" Club Series Grill

CV-CCB-72

COOKING SURFACE (L" x W")	34 x 21 (2 pcs)
MAIN GRILLING AREA (in²)	1,428
TOTAL GRILLING AREA (in²)	1,428
DIMENSIONS (W" x H" x D")	88.938 x 35.75 x 30.375
BURNERS	10
SIDE BURNER	Available (CV-SB-MCB(-NG))
BTUH (COMMERCIAL; RESIDENTIAL)	160,000; 149,600
ROTISSERIE KIT	Not available
ELECTRICAL REQUIREMENT	No
HORIZONTAL PROPANE TANKS	2 x 30lbs included



60" Club Series Grill: Roll Dome & Windguard Pkg

CV-CCB-60RWP

COOKING SURFACE (L" x W")	28 x 21 (2 pcs)
MAIN GRILLING AREA (in²)	1,176
TOTAL GRILLING AREA (in²)	1,456
DIMENSIONS (W" x H" x D")	76.938 x 52.531 x 30.375
BURNERS	8
SIDE BURNER	Available (CV-SB-MCB(-NG))
BTUH (COMMERCIAL; RESIDENTIAL)	130,000; 121,600
ROTISSERIE KIT	Available (CV-RT-30BI)
BUN RACK	Included
ELECTRICAL REQUIREMENT	No
HORIZONTAL PROPANE TANKS	2 x 30lbs included



72" Club Series Grill: Roll Dome Pkg

CV-CCB-72RDP

COOKING SURFACE (L" x W")	34 x 21 (2 pcs)
MAIN GRILLING AREA (in²)	1,428
TOTAL GRILLING AREA (in²)	2,108
DIMENSIONS (W" x H" x D")	88.938 x 52.563 x 30.375
BURNERS	10
SIDE BURNER	Available (CV-SB-MCB(-NG))
BTUH (COMMERCIAL; RESIDENTIAL)	160,000; 149,600
ROTISSERIE KIT	Available (CV-RT-72BI)
BUN RACK	Included
ELECTRICAL REQUIREMENT	No
HORIZONTAL PROPANE TANKS	2 x 30lbs included



60" Club Series Grill: Roll Dome & Pro Griddle Pkg

CV-CCB-60RGP


COOKING SURFACE (L" x W")	28 x 21 + 28 x 20 (Griddle)
MAIN GRILLING AREA (in²)	1,148
TOTAL GRILLING AREA (in²)	1,428
DIMENSIONS (W" x H" x D")	76.938 x 52.531 x 30.375
BURNERS	8
SIDE BURNER	Available (CV-SB-MCB(-NG))
BTUH (COMMERCIAL; RESIDENTIAL)	130,000; 121,600
ROTISSERIE KIT	Available (CV-RT-30BI)
BUN RACK	Included
ELECTRICAL REQUIREMENT	No
HORIZONTAL PROPANE TANKS	2 x 30lbs included



72" Club Series Grill: Roll Dome & Windguard Pkg

CV-CCB-72RWP

COOKING SURFACE (L" x W")	34 x 21 (2 pcs)
MAIN GRILLING AREA (in²)	1,428
TOTAL GRILLING AREA (in²)	1,768
DIMENSIONS (W" x H" x D")	88.938 x 52.563 x 30.375
BURNERS	10
SIDE BURNER	Available (CV-SB-MCB(-NG))
BTUH (COMMERCIAL; RESIDENTIAL)	160,000; 149,600
ROTISSERIE KIT	Available (CV-RT-36BI)
BUN RACK	Included
ELECTRICAL REQUIREMENT	No
HORIZONTAL PROPANE TANKS	2 x 30lbs included



60" Club Series Grill: Windguard Pkg

CV-CCB-60WGP


COOKING SURFACE (L" x W")	28 x 21 (2 pcs)
MAIN GRILLING AREA (in²)	1,176
TOTAL GRILLING AREA (in²)	1,176
DIMENSIONS (W" x H" x D")	76.938 x 45.5 x 30.375
BURNERS	8
SIDE BURNER	Available (CV-SB-MCB(-NG))
BTUH (COMMERCIAL; RESIDENTIAL)	130,000; 121,600
ROTISSERIE KIT	Not available
BUN RACK	No, requires roll dome
ELECTRICAL REQUIREMENT	No
HORIZONTAL PROPANE TANKS	2 x 30lbs included



72" Club Series Grill: Roll Dome & Pro Griddle Pkg

CV-CCB-72RGP

COOKING SURFACE (L" x W")	34 x 21 + 34 x 20 (Griddle)
MAIN GRILLING AREA (in²)	1,394
TOTAL GRILLING AREA (in²)	1,734
DIMENSIONS (W" x H" x D")	88.938 x 52.563 x 30.375
BURNERS	10
SIDE BURNER	Available (CV-SB-MCB(-NG))
BTUH (COMMERCIAL; RESIDENTIAL)	160,000; 149,600
ROTISSERIE KIT	Available (CV-RT-36BI)
BUN RACK	Included
ELECTRICAL REQUIREMENT	No
HORIZONTAL PROPANE TANKS	2 x 30lbs included



72"

Club Series Grill: Windguard Pkg

CV-CCB-72WGP

COOKING SURFACE (L" x W")	34 x 21 (2 pcs)
MAIN GRILLING AREA (in²)	1,428
TOTAL GRILLING AREA (in²)	1,428
DIMENSIONS (W" x H" x D")	88.938 x 45.594 x 30.375
BURNERS	10
SIDE BURNER	Available (CV-SB-MCB(-NG))
BTUH (COMMERCIAL; RESIDENTIAL)	160,000; 149,600
ROTISSERIE KIT	Not available
BUN RACK	No, requires roll dome
ELECTRICAL REQUIREMENT	No
HORIZONTAL PROPANE TANKS	2 x 30lbs included



36"

Club Series Pizza Oven

CV-PZ36-CB

COOKING DECK	35.5" x 16"
DIMENSIONS	58" W x 53" H x 28" D
BURNERS	3
BTUH	42,500
ELECTRICAL REQUIREMENT	No



48"

Club Series Pizza Oven

CV-PZ48-CB

COOKING DECK	47.5" x 21"
DIMENSIONS	70" W x 53" H x 28" D
BURNERS	4
BTUH	55,000
ELECTRICAL REQUIREMENT	No



Outdoor Kitchens

Imagine having everything you need for world-class quality cooking in an outdoor kitchen. With the Crown Verity Infinite Series, the possibilities are endless.



Never run out of space

Our grills come with ample space, whether it's built-in storage, end-shelving, adjustable cooking racks, or add-ons.



Always innovative

From individual burner control to unique opportunities for customization to our signature, easy-drain water tray, Crown Verity is anything but ordinary.



Your grill is built to last

Constructed from 304 stainless steel, from the body to the grates, your Crown Verity will stand the test of time.



INFINITE SERIES

Modular Grills

Crafted with precision and offered in a selection of designer-selected colour options, these grills are fully customizable, allowing you to create an outdoor kitchen that suits your unique style and preferences.

FEATURES

- With 304 stainless steel construction throughout, all grills are backed by a Limited Lifetime Warranty.
- Each grill has double-walled lid with a lift-assist and optional cooking illumination.
- Choose from easy to assemble modular components for extra storage, refrigeration, sinks, and more.

The Infinite Series — Modular

If you can dream it, you can build it. Our grills and islands are fully customizable, which allows you to build and accessorize the exact outdoor kitchen you desire.

Use our Build Your Grill tool online at:
crownverity.com/build-your-grill



24"
Infinite Series
Modular Grill
Propane
IGM24LP
Natural Gas
IGM24NG

COOKING GRATE	22" × 21"
MAIN GRILLING AREA	462 in²
TOTAL GRILLING AREA	682 in²
DIMENSIONS	26.194" W × 54.826" H × 24.915" D
CONFIGURATION	Modular
BURNERS	3
BTUH	49,750
SHIP METHOD	LTL
ROTISSERIE KIT	Available (CV-RT-24BI)
ELECTRICAL REQUIREMENT	Yes, with light package option
FOUR LEVELLING FEET	Included



36"
Infinite Series
Modular Grill
Propane
IGM36LP
Natural Gas
IGM36NG

COOKING GRATE	34" × 21"
MAIN GRILLING AREA	714 in²
TOTAL GRILLING AREA	1,054 in²
DIMENSIONS	38.194" W × 54.826" H × 24.915" D
CONFIGURATION	Modular
BURNERS	5
BTUH	79,250
ROTISSERIE KIT	Available (CV-RT-36BI)
ELECTRICAL REQUIREMENT	Yes, with light package option
FOUR LEVELLING FEET	Included

* The grills are equipped with two 30lb horizontal tanks.

* Refer to Crown Verity warranty at: www.crownverity.com



42"
Infinite Series
Modular Grill

Propane

IGM42LP

Natural Gas

IGM42NG

COOKING GRATE	40" × 21"
MAIN GRILLING AREA	840 in²
TOTAL GRILLING AREA	1,240 in²
DIMENSIONS	44.194" W × 54.826" H × 24.915" D
CONFIGURATION	Modular
BURNERS	6
BTUH	94,000
ROTISSERIE KIT	Available (CV-RT-42BI)
ELECTRICAL REQUIREMENT	Yes, with light package option
FOUR LEVELLING FEET	Included

INFINITE SERIES

Choose Your Colour

Add a pop of colour to complete your dream outdoor kitchen. With eight core colours to choose from and endless options available with consultation, your options for grills, cabinets, burners and more feels infinite. The Infinite Series colour grills are truly the ultimate in outdoor entertaining.



36"
Infinite Series
Modular
Argentinian
Grill

Woodfire

IAG36

OVERALL WIDTH	44.194"
OVERALL HEIGHT (COUNTERTOP)	37.184"
OVERALL HEIGHT (TOP OF ARMS)	78.232"
OVERALL HEIGHT (TOP OF WHEEL)	90.777"
OVERALL DEPTH	29.112"
CONFIGURATION	Modular
ROTISSERIE KIT	Not compatible
ELECTRICAL REQUIREMENT	No
FOUR LEVELLING FEET	Included



Modular Grills
Light Package

Upgrade to the light package and light up the night with Infinite Series. Heat-indicating Face Lights (LED Knobs) and a halogen light in the dome are functional and create the ultimate cooking ambiance.

24" Infinite Series Modular Grill
with Light Package

Propane
IGM24LP-LT

Natural Gas
IGM24NG-LT

36" Infinite Series Modular Grill
with Light Package

Propane
IGM36LP-LT

Natural Gas
IGM36NG-LT

42" Infinite Series Modular Grill
with Light Package

Propane
IGM42LP-LT

Natural Gas
IGM42NG-LT



MUSKOKA MIST



RED ROCK SANDSTONE



NAPA VALLEY OLIVE



GRAND CANYON GOLD



ALASKAN MIDNIGHT



CAPE COD BREEZE



GROTTO TURQUOISE



ALBERTA WHEATFIELD



REQUEST A COLOUR

Discover more about colour online at:
crownverity.com/what-we-do/infiniteseries-color

Modular Components

With Infinite Series Modular, you have the freedom to create a custom outdoor kitchen by seamlessly integrating any combination of components.

Side Burners

The Infinite Series side burner expands the cooking versatility of your outdoor kitchen. Go beyond grilling with two 12,000 BTUH burners with a cabinet and your choice for storage below.



Cabinet Module with Dual Side Burner with Propane Holder

DIMENSIONS	18.431" W × 37.433" H × 24.923" D
COOKING GRATE	14" × 21"
BTUS	24,000

Propane
ICM-SBLP-PH

Light Package
ICM-SBLP-PH-LT



Cabinet Module with Dual Side Burner

DIMENSIONS	18.431" W × 37.433" H × 24.923" D
COOKING GRATE	14" × 21"
BTUS	24,000

Natural Gas
ICM-SBNG

Light Package
ICM-SBNG-LT



Cabinet Module with Dual Side Burner and Garbage Holder

DIMENSIONS	18.431" W × 37.433" H × 24.923" D
COOKING GRATE	14" × 21"
BTUS	24,000

Natural Gas
ICM-SBNG-GH

Light Package
ICM-SBNG-GH-LT



Cabinet Module with Dual Side Burner and One Single Drawer

DIMENSIONS	18.431" W × 37.433" H × 24.923" D
COOKING GRATE	14" × 21"
BTUS	24,000

Natural Gas
ICM-SBNG-1D

Light Package
ICM-SBNG-1D-LT



Cabinet Module with Dual Side Burner and Two Single Drawers

DIMENSIONS	18.431" W × 37.433" H × 24.923" D
COOKING GRATE	14" × 21"
BTUS	24,000

Natural Gas
ICM-SBNG-2D

Light Package
ICM-SBNG-2D-LT



Cabinet Module with Power Burner

DIMENSIONS	26.192" W × 38.537" H × 24.915" D
COOKING GRATE	23.438" W × 20.679" D
APPROX. BTUS	60,000 (15,000 inner, 45,000 outer)

Natural Gas
ICM-PBNG

Light Package
ICM-PBNG-LT

Bulk
ICM-PBBULK



Cabinet Modules

The Infinite Series cabinet modules are designed to increase the storage space in your outdoor kitchen. Featuring reversible, soft-close doors and all stainless-steel construction, the cabinets just need the cutting board top or stone top of your choice to complete their look.



Cabinet Module

ICM

DIMENSIONS 18.431" W × 36.433" H × 24.923" D



Cabinet Module with Single Drawer

ICM-1D

DIMENSIONS 18.431" W × 36.433" H × 24.923" D



Cabinet Module with Two Drawers

ICM-2D

DIMENSIONS 18.431" W × 36.433" H × 24.923" D



Cabinet Module with Three Drawers

ICM-3D

DIMENSIONS 18.431" W × 36.433" H × 24.923" D



Cabinet Module with Four Drawers

ICM-4D

DIMENSIONS 18.431" W × 36.433" H × 24.923" D



Cabinet Module with Propane Holder

ICM-PH

DIMENSIONS 18.431" W × 36.433" H × 24.923" D



Cabinet Module with Propane Holder and Single Drawer

ICM-PH-1D

DIMENSIONS 18.431" W × 36.433" H × 24.923" D



Modular Cabinet with Propane Holder and Two Drawers

ICM-PH-2D

DIMENSIONS 18.431" W × 36.433" H × 24.923" D



Modular Cabinet with Garbage Holder

ICM-GH

DIMENSIONS 18.431" W × 36.433" H × 24.923" D



Modular Cabinet with Garbage Holder and Single Drawer

ICM-GH-1D

DIMENSIONS 18.431" W × 36.433" H × 24.923" D



Cutting Board Top for Storage Cabinet Module

ICM-CUTBOARD

Sinks

The Infinite Series modular sink is perfect for washing your hands, produce, or cutlery. A paper towel holder is included in the cabinet below for ease of use. The base model is setup for municipal connection, but if not available, a water heater and pump option can be added.



Modular Cabinet with Garbage Holder and Two Drawers

ICM-GH-2D

DIMENSIONS 18.431" W × 36.433" H × 24.923" D



Sink Cabinet Module

ICM-SK

DIMENSIONS 18.431" W × 36.433" H × 24.923" D
SINK BOWL SIZE 14" L × 12" W × 6" D
ELECTRICAL REQUIREMENTS No



Modular Cabinet with Three Sliding Shelves and Storage bins

ICM-USD

DIMENSIONS 18.431" W × 36.433" H × 24.923" D



Sink Cabinet Module with Water Heater

ICM-SK-WH

DIMENSIONS 18.431" W × 36.433" H × 24.923" D
SINK BOWL SIZE 14" L × 12" W × 6" D
ELECTRICAL REQUIREMENTS 120V



Modular Cabinet with Three Stationary Shelves

ICM-USP

DIMENSIONS 18.431" W × 36.433" H × 24.923" D



Sink Cabinet Module with Garbage Holder

ICM-SK-GH

DIMENSIONS 18.431" W × 36.433" H × 24.923" D
SINK BOWL SIZE 14" L × 12" W × 6" D
ELECTRICAL REQUIREMENTS No



Sink Cabinet Module with Single Drawer

ICM-SK-1D

DIMENSIONS	18.431" W × 36.433" H × 24.923" D
SINK BOWL SIZE	14" L × 12" W × 6" D
ELECTRICAL REQUIREMENTS	No



Sink Cabinet Module with Two Drawers

ICM-SK-2D

DIMENSIONS	18.431" W × 36.433" H × 24.923" D
SINK BOWL SIZE	14" L × 12" W × 6" D
ELECTRICAL REQUIREMENTS	No



Cabinet Module with Sink Water Storage

ICM-WBS

OVERALL MEASUREMENTS	18.431" W × 36.433" H × 24.923" D
ELECTRICAL REQUIREMENTS	No

*This large cabinet must be installed beside a Crown Verity Sink.



90-Degree Corner Cabinet

ICC90

DIMENSIONS	25.04" W × 37.433" H × 25.048" D
-------------------	----------------------------------

Beverage Centers & Refrigeration

Treat yourself and your guests to a cold beverage or keep your meal essentials cool. Crown Verity's outdoor modular fridge is a must for any outdoor space. Made of stainless steel, they are built to entertain in any weather.



Modular Beverage Center with Drawer Options

IBC42

*Water Heater Optional

DIMENSIONS (ENTIRE PRODUCT)	44.194" W (not including end panels) x 38.646" H x 24.915" D / 29.963" D (including bottle shelf)
DIMENSIONS (LEFT ICE CHEST)	20.813" W (15.313" wide if bain maries are installed) × 18.584" L × 9.244" D
DIMENSIONS (RIGHT SINK)	15.132" W × 16.75" L × 5.73" D
ELECTRICAL REQUIREMENTS	Yes, with optional water heater

Corner Cabinets

Create a custom shape to your outdoor kitchen by utilizing a 45 or 90-degree angle cabinet.



45-Degree Corner Cabinet

ICC45

DIMENSIONS	36.402" H × 23.727" D
-------------------	-----------------------



Outdoor Modular Refrigerator

IFM24

DIMENSIONS	31.45" W x 25.05" D x 36.183" H
ELECTRICAL REQUIREMENTS	AC 115V / 1 Phase / 60 Hz / 1.3 A

The Infinite Series — Built-In

The Infinite Series features a grill line that is just as it sounds—infinite in possibilities. Crown Verity built-in grills are the ultimate in permanent outdoor entertaining, and have been engineered to work effortlessly within your cabinetry.



INFINITE SERIES

Built-In Grills

With a Crown Verity built-in grill, you'll be taking your best grilling up a few notches. We offer schematics on all of our built-in components, so you can get the professional, uniform look you want.



30" Infinite Series Built-In Grill

Propane

IBI30LP

Natural Gas

IBI30NG

COOKING SURFACE	28" × 21"
MAIN GRILLING AREA	588 in ²
TOTAL GRILLING AREA	868 in ²
DIMENSIONS	35.34" W × 32.22" H × 24.693" D
CUTOUT DIMENSIONS	33" W × 13" H × 23" D
BURNERS	4
BTUH	64,500 BTUH without Insulated Jacket 61,500 BTUH with Insulated Jacket
ROTISSERIE KIT	Available (CV-RT-30BI)
ELECTRICAL REQUIREMENT	Yes, with light package option
INSULATED JACKET	Optional



36" Infinite Series Built-In Grill

Propane

IBI36LP

Natural Gas

IBI36NG

COOKING SURFACE	34" × 21"
MAIN GRILLING AREA	714 in ²
TOTAL GRILLING AREA	1,054 in ²
DIMENSIONS	41.34" W × 32.22" H × 24.693" D
CUTOUT DIMENSIONS	39" W × 13" H × 23" D
BURNERS	5
BTUH	79,250 BTUH without Insulated Jacket 75,500 BTUH with Insulated Jacket
ROTISSERIE KIT	Available (CV-RT-36BI)
ELECTRICAL REQUIREMENT	Yes, with light package option
INSULATED JACKET	Optional



42" Infinite Series Built-In Grill

Propane

IBI42LP

Natural Gas

IBI42NG

COOKING SURFACE	40" × 21"
MAIN GRILLING AREA	840 in ²
TOTAL GRILLING AREA	1,240 in ²
DIMENSIONS	47.34" W × 32.22" H × 24.693" D
CUTOUT DIMENSIONS	45" W × 13" H × 23" D
BURNERS	6
BTUH	94,000 BTUH without Insulated Jacket 89,500 BTUH with Insulated Jacket
ROTISSERIE KIT	Available (CV-RT-42BI)
ELECTRICAL REQUIREMENT	Yes, with light package option
INSULATED JACKET	Optional

* All Built-in Grills (except for the Argentinian Grill) come with vinyl covers.



48" Infinite Series Built-In Single Dome Grill

Propane

IBI48LP

Natural Gas

IBI48NG

COOKING SURFACE	46" × 21"
MAIN GRILLING AREA	966 in²
TOTAL GRILLING AREA	1,426 in²
DIMENSIONS	55.723" W × 32.22" H × 24.693" D
CUTOUT DIMENSIONS	53.375" W × 13" H × 23" D
BURNERS	7
BTUH	108,750 BTUH without Insulated Jacket 103,500 BTUH with Insulated Jacket
ROTISSERIE KIT	Available (CV-RT-48BI)
ELECTRICAL REQUIREMENT	Yes, with light package option
INSULATED JACKET	Optional



48" Infinite Series Built-In Dual Dome Grill

Propane

IBI482RDLP

Natural Gas

IBI482RDNG

COOKING SURFACES	Two 22" × 21"
MAIN GRILLING AREA	924 in²
TOTAL GRILLING AREA	1,364 in²
DIMENSIONS	55.723" W × 32.22" H × 24.693" D
CUTOUT DIMENSIONS	53.375" W × 13" H × 23" D
BURNERS	6
BTUH	94,000 BTUH without Insulated Jacket 89,500 BTUH with Insulated Jacket
ROTISSERIE KIT	Available (CV-RT-48BI)
ELECTRICAL REQUIREMENT	Yes, with light package option
INSULATED JACKET	Optional



36" Infinite Series Built-In Argentinian Grill

Woodfire

IBIAG36-IJ

OVERALL WIDTH	47.34"
OVERALL HEIGHT (COUNTERTOP)	14.827"
OVERALL HEIGHT (TOP OF ARMS)	56.375"
OVERALL HEIGHT (TOP OF WHEEL)	68.912"
OVERALL DEPTH	30.66"
CONFIGURATION	Built-In
ROTISSERIE KIT	Not compatible
ELECTRICAL REQUIREMENT	No
INSULATED JACKET	Included

* All Built-in Grills (except for the Argentinian Grill) come with vinyl covers.



Built-in Grills with Light Package

Light up the night with the Infinite Series. Heat-indicating Face Lights (LED Knobs) and a halogen light in the dome are functional and create the ultimate cooking ambiance.

30" Infinite Series Built-In Grill with Light Package

Propane
IBI30LP-LT

Natural Gas
IBI30NG-LT

36" Infinite Series Built-In Grill with Light Package

Propane
IBI36LP-LT

Natural Gas
IBI36NG-LT

42" Infinite Series Built-In Grill with Light Package

Propane
IBI42LP-LT

Natural Gas
IBI42NG-LT

48" Infinite Series Built-In Grill Single Dome with Light Package

Propane
IBI48LP-LT

Natural Gas
IBI48NG-LT

48" Infinite Series Built-In Grill Dual Dome with Face Light Package

Propane
IBI482RDLP-FLT

Natural Gas
IBI482RDNG-FLT

Built-In Components

Enjoy the experience of built-in grilling components that bring the best elements of your kitchen outdoors. Choose from extra storage, refrigeration, sinks, and more. With detailed schematics available for all components, your designer will have everything they need to create your outdoor kitchen.

Side Burners

The Infinite Series side burner expands the cooking versatility in your outdoor kitchen. Add verstality by bringing additional cooking capacity, and where needed, complimentary storage.



Built-In Dual Side Burner

DIMENSIONS	18.39" W × 16.4" H × 24.693" D
CUT OUT DIMENSIONS	16" W × 13.125" H × 23" D
NUMBER OF BURNERS	2
TOTAL BTUS	24,000
ELECTRICAL REQUIREMENT	Yes, with Light Package

Propane

IBISBLP

Light Package

IBISBLP-LT

Natural Gas

IBISBNG

Light Package

IBISBNG-LT



Infinite Series Small Built-In Cabinet with Dual Side Burner

DIMENSIONS	21.562" W × 36.039" H × 26.442" D
CUT OUT DIMENSIONS	19.125" W × 33" H × 24.75" D
NUMBER OF BURNERS	2
TOTAL BTUS	24,000
ELECTRICAL REQUIREMENT	Yes, with Light Package

Natural Gas

IBISC-SBNG

Light Package

IBISC-SBNG-LT



Infinite Series Small Built-In Cabinet with Dual Side Burner & Garbage Holder

DIMENSIONS	21.562" W × 36.039" H × 26.442" D
CUT OUT DIMENSIONS	19.125" W × 33" H × 24.75" D
NUMBER OF BURNERS	2
TOTAL BTUS	24,000
ELECTRICAL REQUIREMENT	Yes, with Light Package

Natural Gas

IBISC-SBNG-GH

Light Package

IBISC-SBNG-GH-LT



Infinite Series Small Cabinet with Built-In Dual Side Burner & Single Drawer

DIMENSIONS	21.562" W × 36.039" H × 26.442" D
CUT OUT DIMENSIONS	19.125" W × 33" H × 24.75" D
NUMBER OF BURNERS	2
TOTAL BTUS	24,000
ELECTRICAL REQUIREMENT	Yes, with Light Package

Natural Gas

IBISC-SBNG-1D

Light Package

IBISC-SBNG-1D-LT



Infinite Series Small Cabinet with Built-In Dual Side Burner & Two Drawers

DIMENSIONS	21.562" W × 36.039" H × 26.442" D
CUT OUT DIMENSIONS	19.125" W × 33" H × 24.75" D
NUMBER OF BURNERS	2
TOTAL BTUS	24,000
ELECTRICAL REQUIREMENT	Yes, with Light Package

Natural Gas

IBISC-SBNG-2D

Light Package

IBISC-SBNG-2D-LT



Small Built-In Cabinet with Dual Side Burner & Propane Holder

DIMENSIONS	21.562" W × 36.039" H × 26.442" D
CUT OUT DIMENSIONS	19.125 W × 33" H × 24.75 D
NUMBER OF BURNERS	2
TOTAL BTUS	24,000
ELECTRICAL REQUIREMENT	Yes, with Light Package

Propane

IBISC-SBLP-PH

Light Package

IBISC-SBLP-PH-LT



Power Burner

DIMENSIONS	29.34" W × 25.129" H × 26.442" D
COOKING GRATE	23.438" W × 20.679" D
APPROX. BTUS	60,000 (15,000 inner, 45,000 outer)

Natural Gas

IBIPBNG

Light Package

IBIPBNG-LT

Bulk

IBIPBBULK

Light Package

IBIPBBULK-LT

Horizontal Access Doors

Create a uniform look throughout your outdoor kitchen using our double access doors. Made of 304 stainless steel and featuring soft-close doors, it will be the perfect addition to any outdoor Crown Verity kitchen.



24" Built-In Horizontal Doors

IBI24-HD

OVERALL MEASUREMENTS	29.244" W × 14.731" H × 3.813" D
CUTOUT MEASUREMENTS	26.625" W × 12.125" H × 3.813" D



30" Built-In Horizontal Doors

IBI30-HD

OVERALL MEASUREMENTS	35.244" W × 14.731" H × 3.813" D
CUTOUT MEASUREMENTS	32.625" W × 12.125" H × 3.813" D



36" Built-In Horizontal Doors

IBI36-HD

OVERALL MEASUREMENTS	41.244" W × 14.731" H × 3.813" D
CUTOUT MEASUREMENTS	38.625" W × 12.125" H × 3.813" D



42" Built-In Horizontal Doors

IBI42-HD

OVERALL MEASUREMENTS	47.244" W × 14.731" H × 3.813" D
CUTOUT MEASUREMENTS	44.625" W × 12.125" H × 3.813" D



48" Built-In Horizontal Doors

IBI48-HD

OVERALL MEASUREMENTS	55.723" W × 14.731" H × 3.813" D
CUTOUT MEASUREMENTS	53.125" W × 12.125" H × 3.813" D

Horizontal Storage Drawers

Add ample storage to your outdoor kitchen with built-in drawers. With solid stainless steel and soft-close doors, it's the perfect option for larger items, cooking accessories, dishes, and more.



24" Built-In Horizontal Drawer

IBI24-DD

OVERALL MEASUREMENTS	29.244" W × 14.731" H × 22.75" D
CUTOUT MEASUREMENTS	26.625" W × 12.125" H × 22.75" D



30" Built-In Horizontal Drawer

IBI30-DD

OVERALL MEASUREMENTS	35.244" W × 14.731" H × 22.75" D
CUTOUT MEASUREMENTS	32.625" W × 12.125" H × 22.75" D



36" Built-In Horizontal Drawers

IBI36-DD

OVERALL MEASUREMENTS	41.244" W × 14.731" H × 22.75" D
CUTOUT MEASUREMENTS	38.625" W × 12.125" H × 22.75" D



42" Built-In Horizontal Drawers

IBI42-DD

OVERALL MEASUREMENTS	47.244" W × 14.731" H × 22.75" D
CUTOUT MEASUREMENTS	44.625" W × 12.125" H × 22.75" D



48" Built-In Horizontal Drawers

IBI48-DD

OVERALL MEASUREMENTS	55.723" W × 14.731" H × 22.75" D
CUTOUT MEASUREMENTS	53.125" W × 12.125" H × 22.75" D

Vertical Access Door

Our 21" vertical access door allows you to access those hard-to-reach areas under your built-in components. Fitting seamlessly under the Crown Verity Ice Chest and made of 304" stainless steel, the access door is perfect for drainage and gas accessibility.



Built-In Vertical Access Door

IBI-VD

OVERALL MEASUREMENTS	21.562" W × 21.734" H × 3.813" D
CUTOUT MEASUREMENTS	18.938" W × 19.125" H × 3.813" D

Large Built-In Cabinets

Find all the storage you'll need in your Crown Verity outdoor kitchen. Soft-closing cabinet options include drawers, propane holder and garbage holder, and water bin storage.



Large Built-In Cabinet

IBILC

OVERALL MEASUREMENTS	21.562" W × 29.234" H × 23" D
CUTOUT MEASUREMENTS	18.938" W × 26.36" H × 23" D



Large Built-In Cabinet with Single Drawer

IBILC-1D

OVERALL MEASUREMENTS	21.562" W × 29.234" H × 23" D
CUTOUT MEASUREMENTS	18.938" W × 26.36" H × 23" D



Large Built-In Cabinet with Two Drawers

IBILC-2D

OVERALL MEASUREMENTS	21.562" W × 29.234" H × 23" D
CUTOUT MEASUREMENTS	18.938" W × 26.36" H × 23" D



Large Built-In Cabinet with Three Drawers

IBILC-3D

OVERALL MEASUREMENTS	21.562" W × 29.234" H × 23" D
CUTOUT MEASUREMENTS	18.938" W × 26.36" H × 23" D



Large Built-In Cabinet with Propane Tank Holder

IBILC-PH

OVERALL MEASUREMENTS	21.562" W × 29.234" H × 23" D
CUTOUT MEASUREMENTS	18.938" W × 26.36" H × 23" D



Large Built-In Cabinet with Propane Tank Holder & Single Drawer

IBILC-PH-1D

OVERALL MEASUREMENTS	21.562" W × 29.234" H × 23" D
CUTOUT MEASUREMENTS	18.938" W × 26.36" H × 23" D



Large Built-In Cabinet with Garbage Holder

IBILC-GH

OVERALL MEASUREMENTS	21.562" W × 29.234" H × 23" D
CUTOUT MEASUREMENTS	18.938" W × 26.36" H × 23" D



Large Built-In Cabinet with Garbage Holder & Single Drawer

IBILC-GH-1D

OVERALL MEASUREMENTS	21.562" W × 29.234" H × 23" D
CUTOUT MEASUREMENTS	18.938" W × 26.36" H × 23" D



Large Built-In Cabinet with Water Bin Storage

IBILC-SK-WBS

OVERALL MEASUREMENTS	21.562" W × 34.687" H × 23" D
CUTOUT MEASUREMENTS	18.938" W × 26.36" H × 23" D
ELECTRICAL REQUIREMENTS	120V

Small Built-In Cabinets

Small built-in cabinets are a perfect addition for any size outdoor kitchen. Options include one or two drawers or a garbage holder, and feature soft-close doors.



Small Built-In Cabinet

IBISC

OVERALL MEASUREMENTS	21.562" W × 21.734" H × 23" D
CUTOUT MEASUREMENTS	18.938" W × 18.86" H × 23" D



Small Built-In Cabinet with Single Drawer

IBISC-1D

OVERALL MEASUREMENTS	21.562" W × 21.734" H × 23" D
CUTOUT MEASUREMENTS	18.938" W × 18.86" H × 23" D



Small Built-In Cabinet with Two Single Drawers

IBISC-2D

OVERALL MEASUREMENTS	21.562" W × 21.734" H × 23" D
CUTOUT MEASUREMENTS	18.938" W × 18.86" H × 23" D



Small Built-In Cabinet with Garbage Holder

IBISC-GH

OVERALL MEASUREMENTS	21.562" W × 21.734" H × 23" D
CUTOUT MEASUREMENTS	18.938" W × 18.86" H × 23" D



Built-In Sinks

Crown Verity built-in sink cabinets allow you to stay in your outdoor kitchen when water is required. Handwashing before cooking or cleaning dishes after a gathering — it's all at your fingertips.



Small Built-In Cabinet with Sink & Single Drawer

IBISC-SK-1D

OVERALL MEASUREMENTS 21.562" W × 34.687" H × 26.509" D
CUTOUT MEASUREMENTS 19.125" W × 33" H × 24.75" D



Small Built-In Cabinet with Sink & Water Heater

IBISC-SK-WH

OVERALL MEASUREMENTS 21.562" W × 34.687" H × 26.509" D
CUTOUT MEASUREMENTS 19.125" W × 33" H × 24.75" D
ELECTRICAL REQUIREMENTS 120V



Small Built-In Cabinet with Sink

IBISC-SK

OVERALL MEASUREMENTS 21.562" W × 34.687" H × 26.509" D
CUTOUT MEASUREMENTS 19.125" W × 33" H × 24.75" D



Small Built-In Cabinet with Sink & Two Drawers

IBISC-SK-2D

OVERALL MEASUREMENTS 21.562" W × 34.687" H × 26.509" D
CUTOUT MEASUREMENTS 19.125" W × 33" H × 24.75" D



Small Built-In Cabinet with Sink & Garbage Holder

IBISC-SK-GH

OVERALL MEASUREMENTS 21.562" W × 34.687" H × 26.509" D
CUTOUT MEASUREMENTS 19.125" W × 33" H × 24.75" D

Ice & Refrigeration

Treat yourself and your guests to a cold beverage. Crown Verity's built-in ice chest and outdoor fridge are musts for any outdoor space. Made of stainless steel, they are built to entertain in any weather.



Built-in Beverage Center

IBIBC42

DIMENSIONS (ENTIRE PRODUCT) 44.412" W / 47.340" W (including either side lip)
4.827" H (not including faucet) / 16.290" H (including bottom lip, not including faucet)
25.029" D / 26.493" D (including back lip) / 31.541" D (including bottle shelf and back lip)
DIMENSIONS (LEFT ICE CHEST) 20.813" W (15.313" wide if bain maries are installed) × 18.584" L × 9.244" D
DIMENSIONS (RIGHT SINK) 15.132" W × 16.75" L × 5.73" D
ELECTRICAL REQUIREMENTS Yes, with optional water heater



Built-In Ice Chest

CV-IC1

OVERALL MEASUREMENTS 25.276" W × 11.250" H × 26.452" D
CUTOUT MEASUREMENTS 23.625" W × 33.75" H × 23.5" D



24" Built-In Outdoor Refrigerator

CV-RF-1

OVERALL MEASUREMENTS 23.625" W × 33.75" H × 23.094" D
CUTOUT MEASUREMENTS 24" W × 33.75" H × 22" D

Accessories

Our accessories offer you every tool required to simplify your grilling experience. Made with quality materials, our grills and accessories are made for creating and cooking without limits.



Enhance your grilling experience

Rotisseries, smoker boxes, griddles, and more allow you to elevate your backyard cooking.



Discover quality chef tools

Made for the pros, all of our cooking add-ons and accessories are crafted with high-quality materials and stand up to rigorous grilling.



Charcoal Tray

CV-CTP

OVERALL DIMENSION	24" × 21"
SHIPPING WEIGHT	8 lb



Smoker Box

CV-SBK

OVERALL DIMENSION	17" × 5"
SHIPPING WEIGHT	4 lb



BBQ Fork

CV-FORK

OVERALL DIMENSION	21"
SHIPPING WEIGHT	1 lb



BBQ Knife

CV-KNIFE

OVERALL DIMENSION	21"
SHIPPING WEIGHT	1 lb



BBQ Spatula

CV-SPATULA

OVERALL DIMENSION	21"
SHIPPING WEIGHT	2 lb



Apron

CV-APRON

BOX DIMENSION	12" L x 1.5" H x 8" D
SHIPPING WEIGHT	2 lb



BBQ Tong

CV-TONG

OVERALL DIMENSION	21"
SHIPPING WEIGHT	2 lb



Fish & Vegetable Tray

CV-PGT-1117

OVERALL DIMENSION	17.5" × 11.5"
SHIPPING WEIGHT	5 lb



Removable Stainless Steel Griddle

CV-SP-1423

OVERALL DIMENSION	14" × 21.5"
SHIPPING WEIGHT	14 lb



Removable Cold-Rolled Steel Griddle Plate

CV-G1222

OVERALL DIMENSION	12" × 22"
SHIPPING WEIGHT	28 lb



Removable Cold-Rolled Steel Griddle Plate

CV-G2022

OVERALL DIMENSION	20" × 22"
SHIPPING WEIGHT	50 lb



Steak Knives, Set of 4

CV-KS-1

BOX DIMENSIONS	12" L x 1" H x 8" D
SHIPPING WEIGHT	7 lb



Rotisserie Kit for New Grills

ELECTRICAL REQUIREMENT: 110 V
This model is designed for all 3rd Generation Mobile Series grills (2025 >) as well as all Infinite Series grills.

For 24" Domes

CV-RT-24BI
(Also compatible with half of dual dome 48" grills)

For 30" Domes

CV-RT-30BI
(Also compatible with half of dual dome 60" grills)

For 36" Domes

CV-RT-36BI
(Also compatible with half of dual dome 72" grills)

For 42" Domes

CV-RT-42BI

For 48" Domes

CV-RT-48BI

For 60" Domes

CV-RT-60BI

For 72" Domes

CV-RT-72BI



Rotisserie Kit for 2nd Generation Mobile Series

ELECTRICAL REQUIREMENT: 110 V
This model was designed for all 2nd Generation Mobile Series Grills (2016-2024).

For 24" Domes

CV-RT-24
(Also compatible with half of dual dome 48" grills)

For 30" Domes

CV-RT-30
(Also compatible with half of dual dome 60" grills)

For 36" Domes

CV-RT-36
(Also compatible with half of dual dome 72" grills)

For 42" Domes

CV-RT-42

For 48" Domes

CV-RT-48

For 60" Domes

CV-RT-60

For 72" Domes

CV-RT-72





A WORLD-CLASS WARRANTY

Crown life is built on craftsmanship

We're proud of our workmanship, and we stand behind everything we make with one of the best warranties in the business — a Limited Lifetime Warranty on all stainless steel grill bodies, cooking grates, and burners. We also cover on-site labour, replacement parts, and freight in Canada and the US for a period of one year on grills and patio heaters (from proof of purchase). Some conditions apply.

Learn more about our impeccable warranty at:
crownverity.com/warranty



CROWNVERITY.COM

Crown Verity Inc.

31 Adams Blvd.
Brantford, ON N3S 7V8
Canada

1352 Commonwealth Boulevard
Bowling Green, KY 42101
USA

888-505-7240

SKU: CV-PRODUCTGUIDE